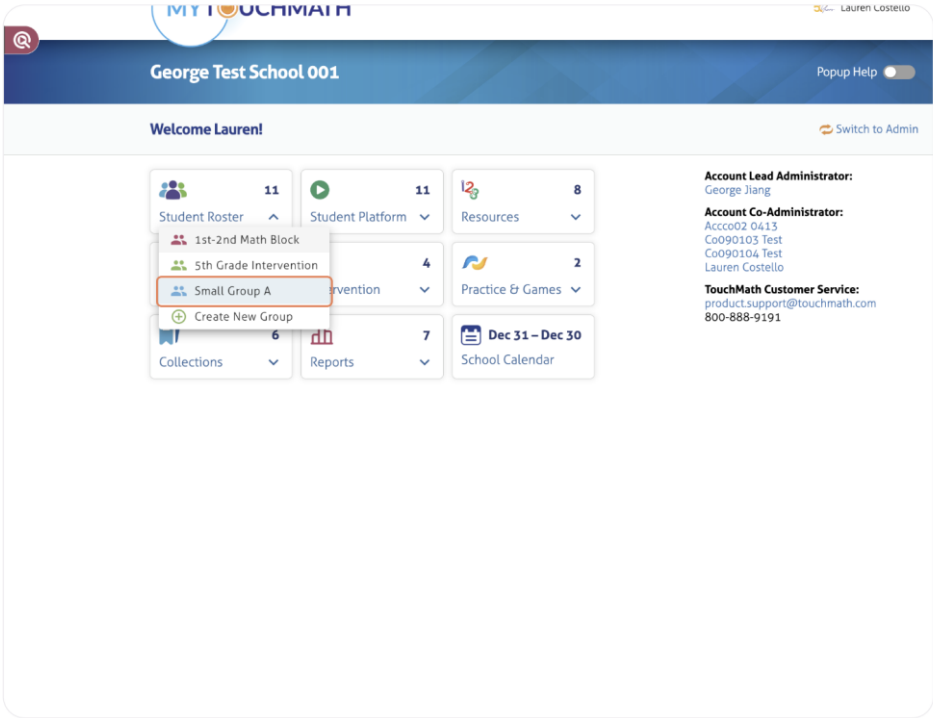


# Digital Intervention

## Edit Intervention

Have you created a digital intervention lesson that you want to edit or revise? This guide shows educators and administrators edit previously created digital intervention lessons.

- 1 To edit an existing plan, navigate to a student lesson list. First, select a group from the dropdown list on the Student Roster tile



2 Click on a student

MYTOUCHMATH® Lauren Costello

George Test School 001 Popup Help

Student Roster Small Group A Manage Group Group Reports

Student Name	Student ID	DySc Assessed	Proficiency
Chandler C	101520171		---
Chesney C	08252021		---
Declan F	121520		---
Isla W	987650		---
Ivy J	555555	08-27-2024	---
Jenny T	1111111		---
Jose F	12999		---
Mila M	12345		---
Nick C	030288		---

Version 2.0 • ©2024 TouchMath® All Rights Reserved. Privacy Terms

3 From the lesson list, select the Activity Type of the lesson you want to edit

MYTOUCHMATH® Lauren Costello

George Test School 001 Popup Help

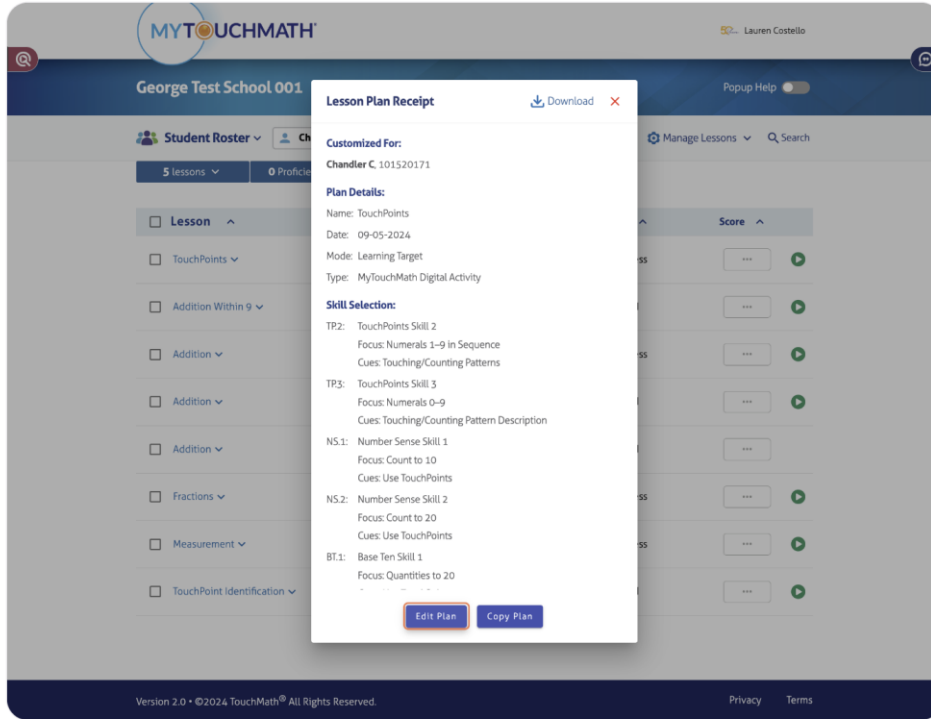
Student Roster Chandler C, 101520171 Manage Lessons Search

5 Lessons 0 Proficiency

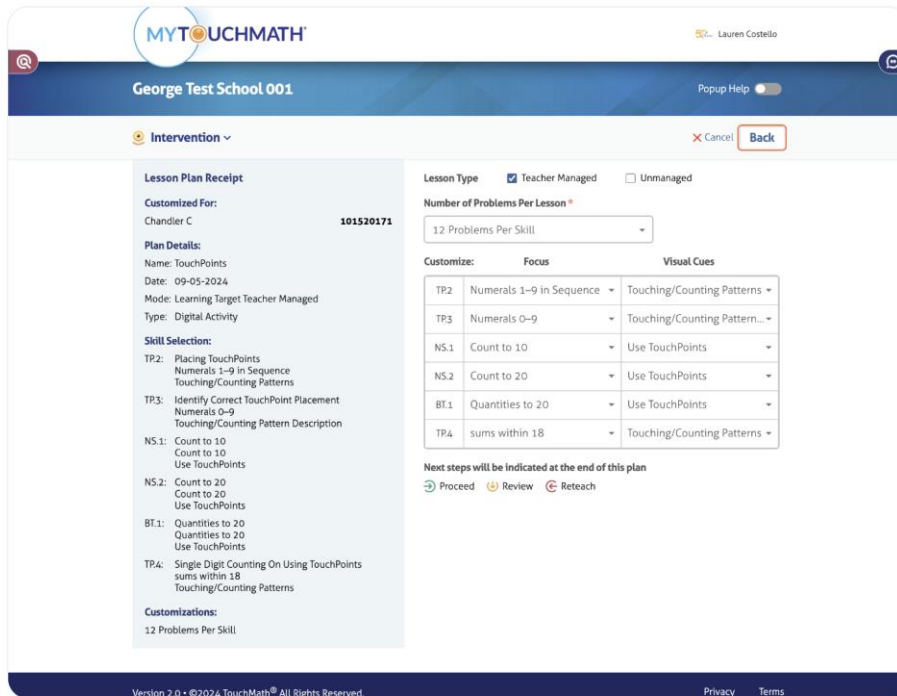
Lesson	Date	Activity Type	Status	Score
TouchPoints	09-05-2024	Learning Target Digital-Managed	In Progress	---
Addition Within 9	09-04-2024	Assessment Digital-Placement	Assigned	---
Addition	09-03-2024	Assessment Digital-Placement	In Progress	---
Addition	09-03-2024	Connect Playlist Digital Skills Practice	Assigned	---
Addition	09-03-2024	Curriculum Print	Assigned	---
Fractions	09-03-2024	Assessment Digital-Placement	In Progress	---
Measurement	09-03-2024	Reinforcement Digital-Unmanaged	In Progress	---
TouchPoint Identification	09-01-2024	Learning Target Digital-Managed	Assigned	---

Version 2.0 • ©2024 TouchMath® All Rights Reserved. Privacy Terms

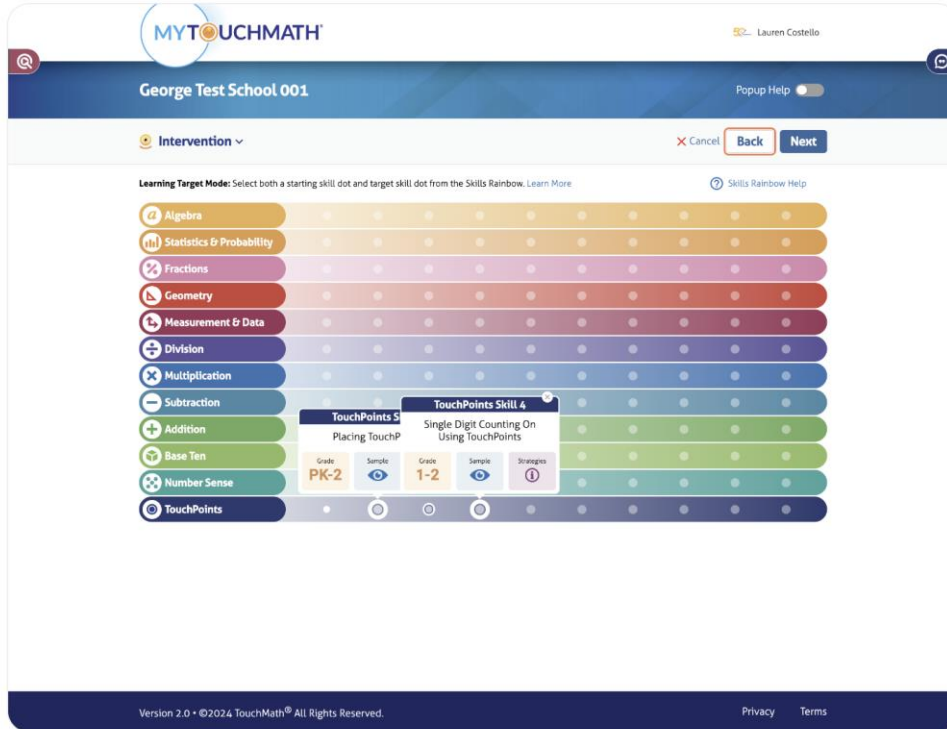
- A summary of the lesson plan will appear. To edit the plan, select the Edit Plan button at the bottom of the receipt



- When editing a plan, you will start at the last step of creating a lesson. If you wish to edit more than the lesson type, number of problems, and customization features, select the Back button



- Next, you will have the option to edit or revise the selected skills on the Skills Rainbow. If you wish to edit more than the skills, select the Back button



- Last, edit or revise the initial steps to create a lesson, including the lesson name and learning target mode.

